

# BRONZE MANIA

365 дней загара

Полный ассортимент для  
натурального и сияющего  
загара.

Специальные продукты для  
любого сезона и для любой кожи.



# 4 SUN BRONZING POWDER

# 4SUN BRONZING POWDER

Идеальный продукт для бронзовой и шелковистой кожи круглый год!



# 4SUN BRONZING POWDER

PUPA  
M I L A N O

*Мульти-эффект компактной бронзовой пудры с защитой SPF 15*

4 натуральных оттенка разработаны с учётом разных типов кожи.

WITH SOFT-FOCUS POWDERS FOR A FLAWLESS MAKE-UP RESULT.



## A SUBTLE KISS OF SUNSET!

### **SOFT FOCUS POWDERS**

Optically softening imperfections and leaving the skin radiant

### **VITAMINE E – C – LECITHIN**

Antioxidant properties to prevent skin aging

### **CHEMICAL FILTER**

Blocks UVA/UVB radiations for a SPF15

## THE BEST POWDER FOR 365 DAYS OF SUN

SOFT AND SILKY

ULTRA LIGHT AND EASY TO BLEND

LONG LASTING AND PERFECT  
ADHESION

## IRRESISTIBLE SUN KISS LOOK!

MODULAR TAN EFFECT

ULTRA LUMINOUS EFFECT FOR A FLAWLESS LOOK

LONG LASTING AND PERFECT ADHESION



# PACKAGING

**PUPA**  
M I L A N O

HIGH EYE-CATCHING  
TROUSSE WITH BRONZE  
DETAILS

READY-TO-GO PRACTICAL  
SIZE (12G)



## PURE AND GOLDEN COLORS!



01 ROSE  
HARMONY

Ideal for complexion  
from light to medium  
tanned

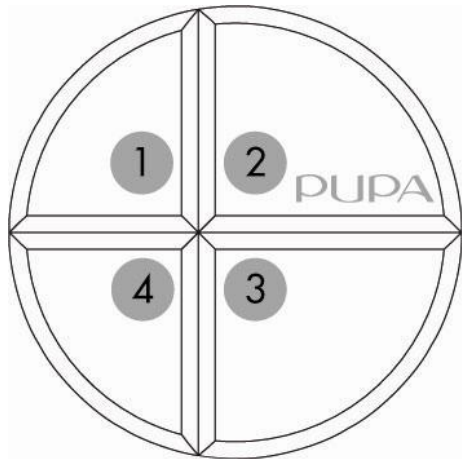


02 GOLD HARMONY

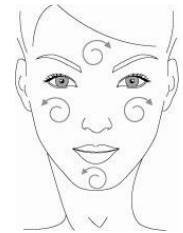
Ideal for complexion  
from medium to  
darker tanned

MAKE-UP  
ARTIST TIPS &  
TRICKS  
LEAFLET

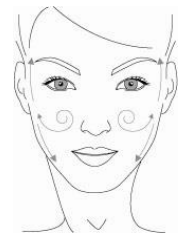
*If you have a light complexion...*



➡ Use the PUPA Bronzing Powder brush to apply shades 1 and 2 over the face in circular movements, starting in the centre and blending outwards.

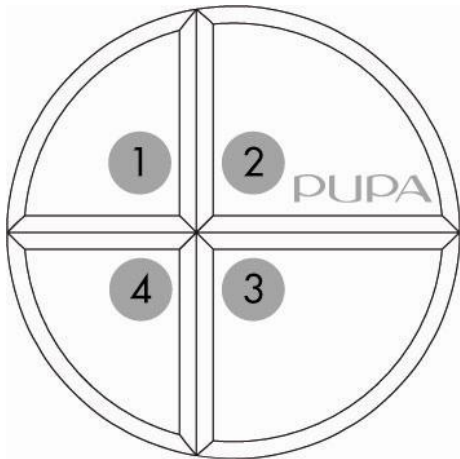


➡ For a warmer complexion, use shades 3 as a blusher on cheeks and facial contours.



MAKE-UP  
ARTIST TIPS &  
TRICKS  
LEAFLET


*If you have a medium tanned complexion.....*



➡ Use the PUPA Bronzing Powder brush to apply shades 2 and 3 over the face in circular movements, starting in the centre and blending outwards.

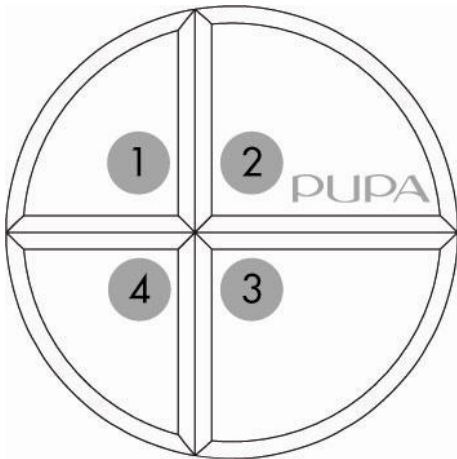


➡ For a warmer complexion, use shades 4 as a blusher on cheeks and facial contours.



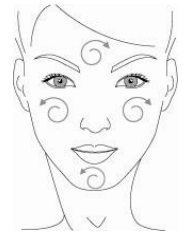
MAKE-UP  
ARTIST TIPS &  
TRICKS  
LEAFLET

*If you have a darker tanned complexion.....*



➡ Use the PUPA Bronzing Powder brush to mix all four shades together with circular movements, starting in the centre of the face and blending outwards.

➡ For a warmer complexion, use shades 4 as a blusher on cheeks and facial contours.



POS

POS

PUPA  
MILANO

**Counter display (M2)**

Ref. 300C059

